



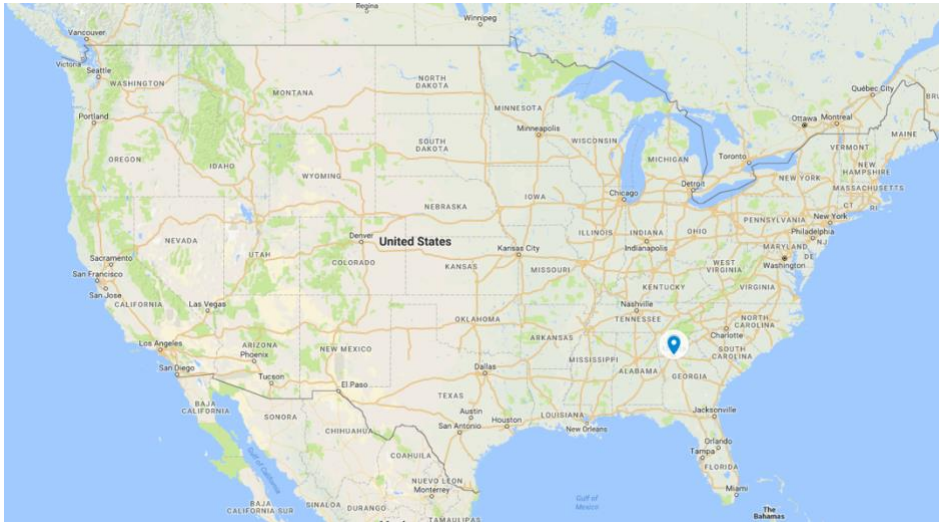
### Astoria, Oregon

Place blocks in these boxes based on how much precipitation is measured each month.

January	February	March	April	May	June	July	August	September	October	November	December

Precipitation per month in inches.

January	February	March	April	May	June	July	August	September	October	November	December
10.26 inches	5.78 inches	6.37 inches	3.58 inches	2.87 inches	1.75 inches	0.70 inches	1.12 inches	1.57 inches	4.38 inches	9.94 inches	9.18 inches



### Atlanta, Georgia

Place blocks in these boxes based on how much precipitation is measured each month.

January	February	March	April	May	June	July	August	September	October	November	December

Precipitation per month in inches.

January	February	March	April	May	June	July	August	September	October	November	December
4.02 inches	4.23 inches	5.44 inches	3.58 inches	3.56 inches	4.35 inches	5.20 inches	4.21 inches	4.34 inches	3.25 inches	3.87 inches	4.17 inches



### Boise, Idaho

Place blocks in these boxes based on how much precipitation is measured each month.

January	February	March	April	May	June	July	August	September	October	November	December

Precipitation per month in inches.

January	February	March	April	May	June	July	August	September	October	November	December
1.50 inches	1.10 inches	1.28 inches	0.98 inches	1.55 inches	1.01 inches	0.35 inches	0.49 inches	0.94 inches	1.30 inches	1.14 inches	1.69 inches





### Des Moines, Iowa

Place blocks in these boxes based on how much precipitation is measured each month.

January	February	March	April	May	June	July	August	September	October	November	December

Precipitation per month in inches.

January	February	March	April	May	June	July	August	September	October	November	December
0.86 inches	1.37 inches	1.83 inches	3.25 inches	4.54 inches	4.67 inches	3.70 inches	3.25 inches	2.15 inches	2.16 inches	1.61 inches	0.97 inches



### Greenbelt, Maryland

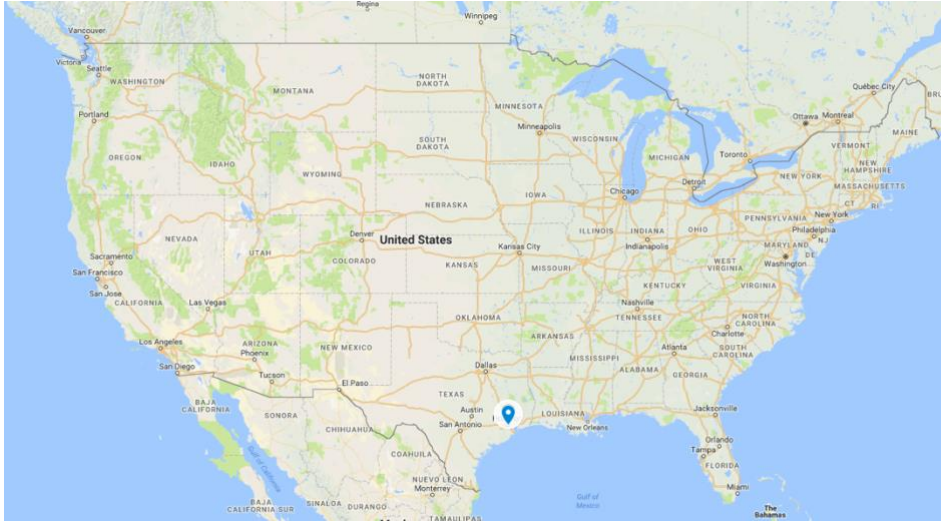
Place blocks in these boxes based on how much precipitation is measured each month.

January	February	March	April	May	June	July	August	September	October	November	December

Precipitation per month in inches.

January	February	March	April	May	June	July	August	September	October	November	December
3.17 inches	2.64 inches	3.32 inches	3.33 inches	3.46 inches	4.09 inches	3.49 inches	3.06 inches	4.02 inches	2.90 inches	2.58 inches	3.04 inches





## Houston, Texas

Place blocks in these boxes based on how much precipitation is measured each month.

January	February	March	April	May	June	July	August	September	October	November	December

Precipitation per month in inches.

January	February	March	April	May	June	July	August	September	October	November	December
3.23 inches	2.40 inches	3.44 inches	3.48 inches	3.98 inches	5.46 inches	4.31 inches	4.11 inches	4.50 inches	6.48 inches	5.12 inches	3.74 inches



### New York, New York

Place blocks in these boxes based on how much precipitation is measured each month.

January	February	March	April	May	June	July	August	September	October	November	December

Precipitation per month in inches.

January	February	March	April	May	June	July	August	September	October	November	December
3.67 inches	2.89 inches	3.70 inches	3.87 inches	3.59 inches	4.42 inches	3.59 inches	3.70 inches	4.25 inches	3.52 inches	3.06 inches	3.96 inches



### Pasadena, California

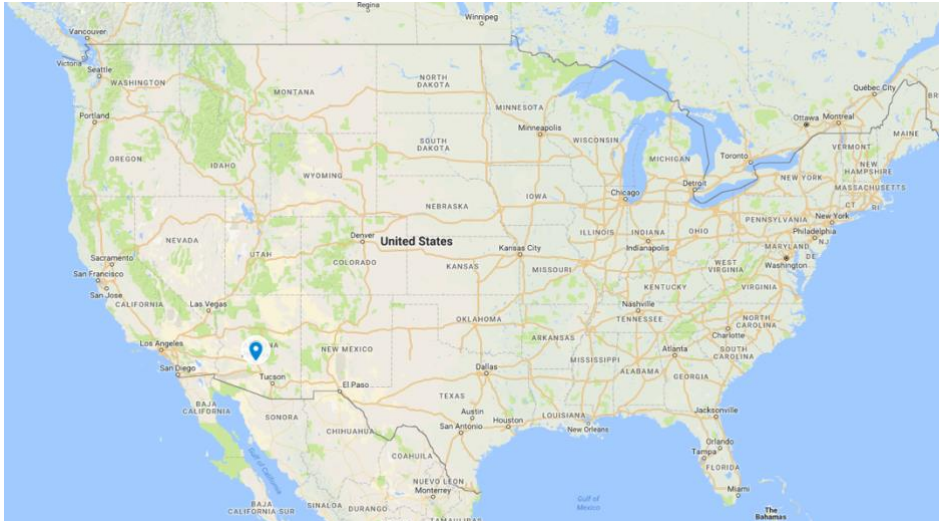
Place blocks in these boxes based on how much precipitation is measured each month.

January	February	March	April	May	June	July	August	September	October	November	December

Precipitation per month in inches.

January	February	March	April	May	June	July	August	September	October	November	December
1.90 inches	4.01 inches	1.14 inches	0.87 inches	0.34 inches	0.08 inches	0.06 inches	0.03 inches	0.24 inches	0.68 inches	0.64 inches	1.32 inches





### Phoenix, Arizona

Place blocks in these boxes based on how much precipitation is measured each month.

January	February	March	April	May	June	July	August	September	October	November	December

Precipitation per month in inches.

January	February	March	April	May	June	July	August	September	October	November	December
0.39 inches	0.98 inches	0.65 inches	0.28 inches	0.08 inches	0.11 inches	0.85 inches	0.80 inches	0.37 inches	0.40 inches	0.26 inches	0.40 inches



### Titusville, Florida

Place blocks in these boxes based on how much precipitation is measured each month.

January	February	March	April	May	June	July	August	September	October	November	December

Precipitation per month in inches.

January	February	March	April	May	June	July	August	September	October	November	December
1.92 inches	2.20 inches	2.61 inches	1.44 inches	2.78 inches	6.85 inches	5.94 inches	6.04 inches	6.95 inches	4.07 inches	1.71 inches	2.52 inches